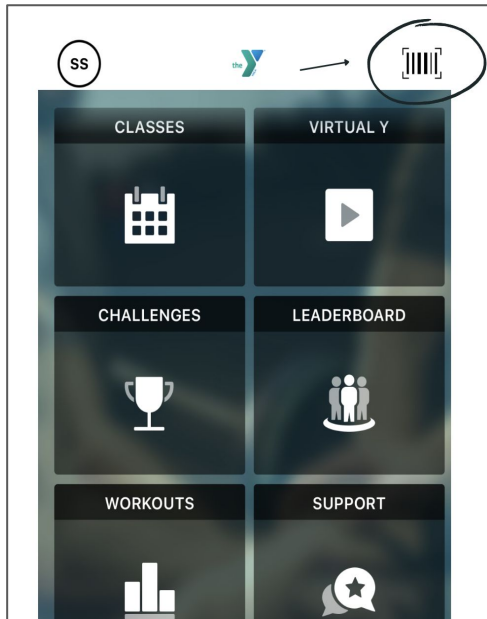
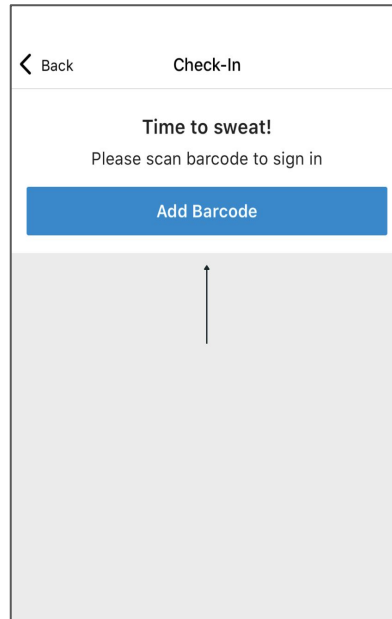




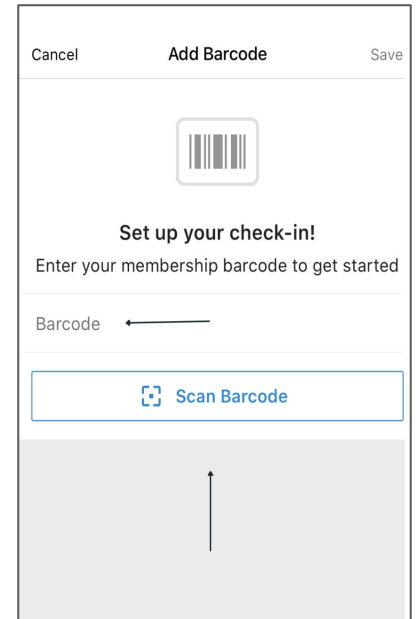
# How to Upload Multiple Barcodes



**Step 1**



**Step 2**



**Step 3**

- When you open the app, you'll see a barcode symbol in the upper right corner.
- Press the barcode symbol and you will be prompted to enter your barcode number or take a photo to upload it.
- Once you have entered your barcode number you can now scan in using your app!
- To add another barcode, open the barcode feature. In the upper right corner is a add barcode button.
- Press the add barcode button and now you can have multiple barcodes saved.
- To switch between barcodes swipe left.